

**ACME**  
TRENDZ

Installation  
Guide

*Introducing*  
**WORLD'S THINNEST  
STONE VENEER**

Where **style** meets **innovation!**




[ACMETrendz.com.au](http://ACMETrendz.com.au)

# Discover ultra-thin stone which is 100% **natural, lightweight,** and **textured veneers!**

Our veneers redefine the aesthetics of the modern era, providing efficient solutions for extensive wall coverage and space-constrained environments.

Crafted utilising cutting-edge fibre resin technology, they offer unmatched flexibility and durability.



# Required items




**ACME STONE  
VENEER SHEET(S)**



**ACME APPROVED  
SEALER**



**ACME APPROVED  
ADHESIVE/GLUE**



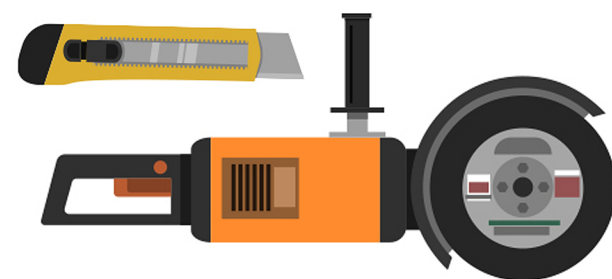
**ROLLER &  
BRUSH**



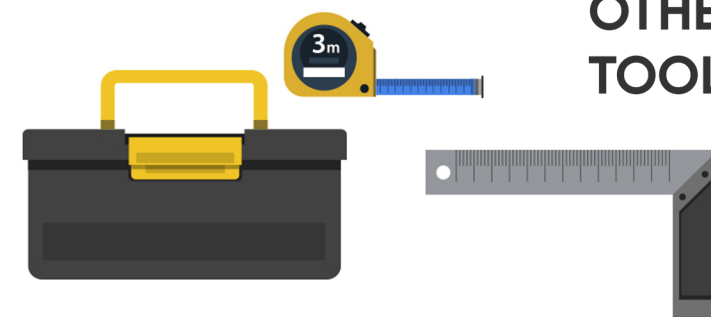
**WIPING  
CLOTH**



**SAND  
PAPERS**



**CUTTING  
TOOLS**



**OTHER  
TOOLS**



**SAFETY  
EQUIPMENTS**

# Stone veneer coating



**POURING ACME APPROVED  
LIQUID SEALER INTO A CONTAINER**

**1**



**2**

**USE BRUSH OR ROLLER TO  
SUCK LIQUID SEALER**



**3**

**RUB ROLLER OR BRUSH ON  
ACME STONE VENEER TO APPLY COATING**



**4**

**CLEAN ACME STONE VENEER  
WITH DRY WIPING CLOTH**



**5**

**WAIT AROUND 1 TO 2 HOURS  
TO GET THE STONE VENEER SURFACE DRY**




## Cut-to-size

①



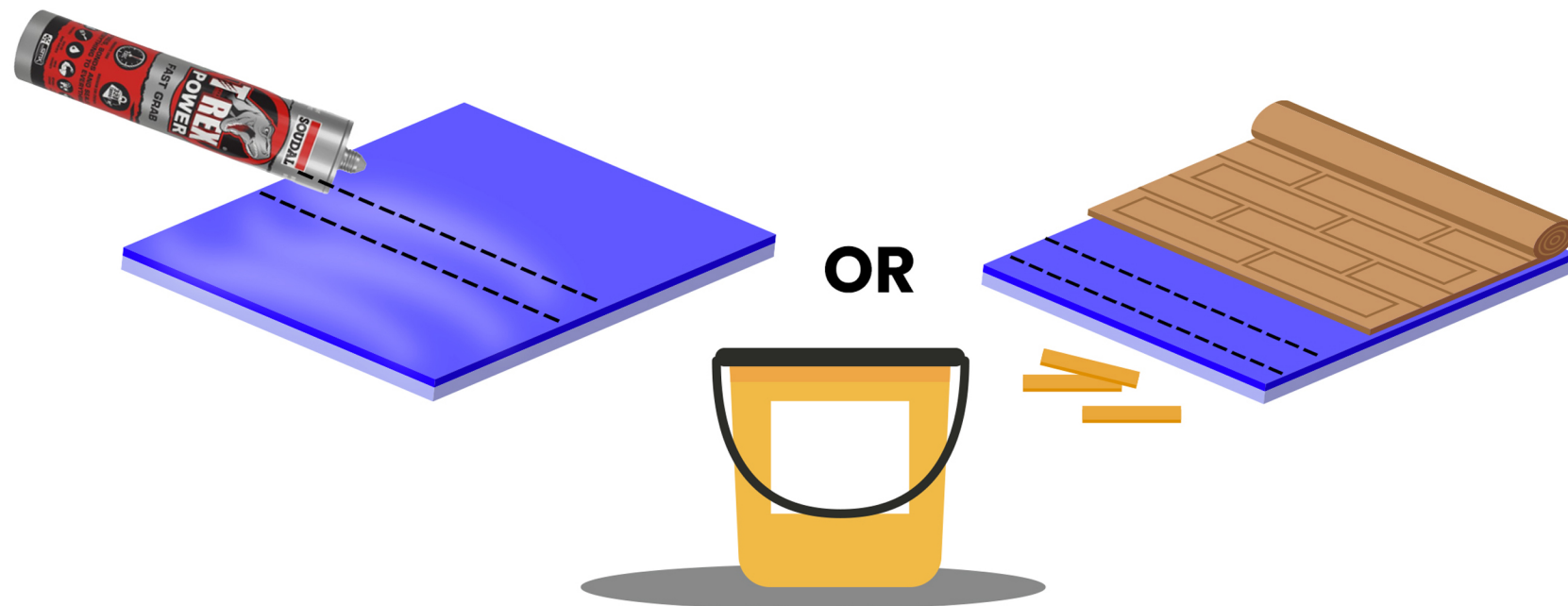
**USE CUTTING TOOLS TO  
CUT STONE VENEER IN REQUIRED SIZE**

②



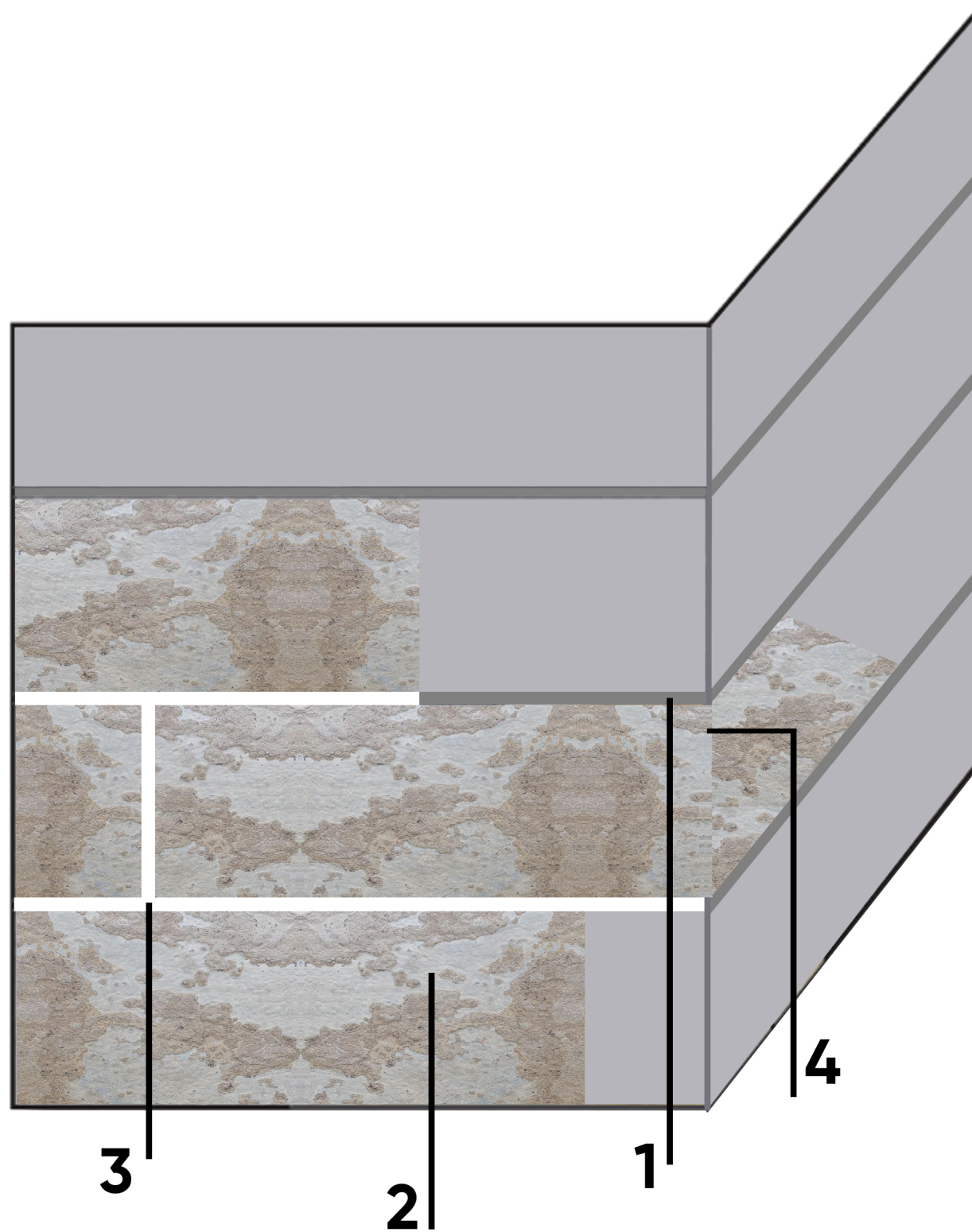
**USE SAND PAPER TO SMOOTHEN  
NEWLY CUTTED STONE VENEER SHEET**

## Apply adhesive/glue



**APPLY ACME RECOMMENDED ADHESIVE  
USING GUN AND THEN USE APPROPRIATE  
METAL SPREADER TO DISTRIBUTE ADHESIVE  
ON THE SURFACE EVENLY**

# Install/paste stone veneer sheet



1. Mark your boundaries
2. Paste/stick the sheet on wall
3. Plaster the gap
4. Use sand-paper to smoothen the corner edges

The spacing between tile bases can vary in thickness according to your preference.

Ultimately, it can range from minimal, resulting in a straight-lined finish, to non-existent for a seamless appearance.

VISIT OUR WEBSITE:

**ACMETRENDZ.COM.AU**



info@acmetrendz.com.au

# Natural STONE VENEER

## CONTACT DETAILS

3/50 Randall St  
Slacks Creek  
QLD 4127

**LET'S TALK!**

Phone

 07 3102 3344